

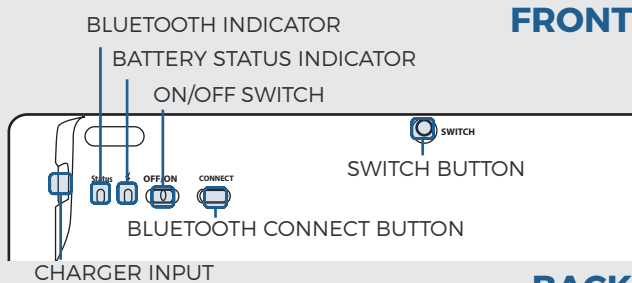

# FEATURES

- Full sized QWERTY keyboard
- Perfect key response and “regular resistance” ensure a delightful and seamless typing experience
- Simple one button setup, opens “claws” that act as stand for your smart device
- Super slim ergonomic design
- Long lasting battery life

To learn more about your product and it's full feature list, please visit us at [www.coopercases.com](http://www.coopercases.com)

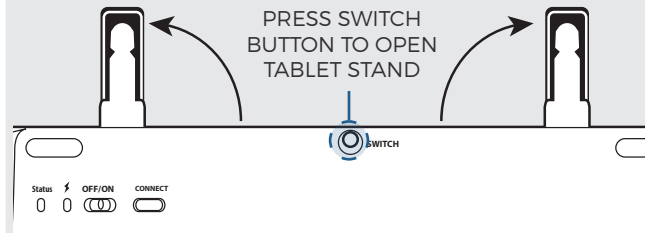
# KNOW YOUR PRODUCT

MICRO-USB CHARGING CABLE

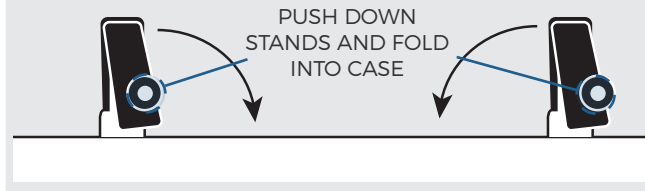


1

## OPEN TABLET STAND



## STOW TABLET STAND



# FUNCTION KEYS

To use the function keys, hold down the 'fn' key on your keyboard and press your desired function key

	iOS		Android		Windows
🏠	Home	🏠	Home	🌐	Web Browser
🖼️	Slideshow	⬅️	Back	✉️	Email
🔇	Mute	🔍	Search	🌐 + space	Switch Language
🔊	Volume Down	🗺️	Map	Ctrl + A	Select All
🔊	Volume Up	🔇	Mute	Ctrl + V	Select All
⏮️	Previous Track	🔊	Volume Down	Ctrl + C	Copy
⏸️	Play/Pause	🔊	Volume Up	Ctrl + V	Paste
⏭️	Next Track	⏮️	Previous Track	Ctrl + V	Cut
🔒	Lock	⏸️	Play/Pause	Ctrl + V	Paste
🔍	Search	⏭️	Next Track	Ctrl + V	Paste
🖱️	Virtual Keyboard	🔒	Lock	Ctrl + V	Paste
FN+🌐	Switch Language	🌐	Web Browser	✂️	Cut
🌐+A	Select all	✉️	Email	Fn + Home	Move cursor to the beginning
🌐+C	Copy			Fn + End	Move cursor to the end
🌐+P	Paste				
✂️	Cut				

2

# HOW TO PAIR

- Turn on the keyboard ( The blue status light will turn blue for 4 seconds and then switch off. This is just to save battery. Your keyboard is still on )
- Push the connect button ( The blue status light will start to flash. Your keyboard is now searching for a device )

iOS	Android	Windows
<ol style="list-style-type: none"> <li>1. On your device go to - Settings&gt;Bluetooth</li> <li>2. Turn Bluetooth On</li> <li>3. Search for available devices</li> <li>4. Choose 'Bluetooth 3.0 Keyboard'</li> <li>5. You are connected.</li> </ol>	<ol style="list-style-type: none"> <li>1. On your device go to - Settings&gt;Bluetooth</li> <li>2. Turn Bluetooth On</li> <li>3. Search for available devices</li> <li>4. Choose 'Bluetooth 3.0 Keyboard'</li> <li>5. You are connected</li> </ol>	<ol style="list-style-type: none"> <li>1. On your device go to - Settings&gt;Devices&gt;Bluetooth</li> <li>2. Turn Bluetooth On</li> <li>3. Search for available devices</li> <li>4. Choose 'Bluetooth 3.0 Keyboard'</li> <li>5. You are connected.</li> </ol>

**Note:** Some devices will show a 6 or 8 digit pairing code on the screen. Simply type this code on your GoKey keyboard and hit 'Enter' to connect. If no code is displayed then you can also try 0000 or 1234.

3

# CHARGING THE KEYBOARD

1. Before first use, we recommend charging the keyboard for a minimum of 6 hours.
2. If when turning the keyboard on, the battery status indicator turns red, it is time to charge the keyboard.
3. Connect the keyboard to a Computer/ Wall Outlet with the USB Charging Cable. The Battery Status Indicator will change to a solid red colour.
4. Your keyboard is now charging.
5. When the light turns off, your keyboard is fully charged. This usually takes around 2 hours.

# TECHNICAL SPECS

Operating distance: . . . up to 32 feet / 10 meters  
Charging current: . . . . . <200 mAh  
Standby time: . . . . . 100 days  
Charging time: . . . . . <2 hours  
Uninterrupted working time: . . . . . 100 hours,  
Key strength: . . . . . 80+10g  
Key life: . . . . . 5 million strokes  
Battery capacity: . . . . . 280mAh  
Battery type: . . . . . Lithium  
Operating temperature: . . . . . -10 - +55°C / in 'F

# TROUBLESHOOTING

Scan the below QR code to watch a helpful video that will help you set up your Aurora Keyboard.



If you have any questions, drop us an email at [hello@coopercases.com](mailto:hello@coopercases.com)

For a digital version of this manual please visit the link below.

Para manual de español por favor visite el siguiente enlace.

日本語での操作方法等に関しましては、下記のリンク先をご覧ください。

Pour manuel d'instruction français, S'il vous plaît visitez le lien ci-dessous.

Per manuale di istruzioni italiano, si prega di visitare il link sottostante.

Für die deutsche Gebrauchsanweisung folgen sie bitte dem Link unten.

[t2c.co/coopergokey](http://t2c.co/coopergokey)

# COOPER GOKEY

## INSTRUCTION MANUAL

WIRELESS BLUETOOTH KEYBOARD WITH KICKSTAND

